

TURTLE FRIENDLY

Coastal Protection Lighting Collection

RZR-641-WH

SPECIFICATION SHEET



SPECIFICATIONS



Light Unit

Aluminum Die cast with powder paint coat preventing discoloring and rusting. Shielded lens regressed by 0.5" to provide full cutoff at 90-degree plane.

Optics

Back-lit LED, long wavelength, amber & low lumen output, polycarbonate diffused lens for a smooth and even light. The regressed design offers an anti-glare feature.

Electrical & Phase Control

Easily connected to a 120V power supply via provided UL recognized driver. Dimming down to 10% with most standard LED dimmers (see list of approved dimmers). Ambient operating temperature: -40°C (-40°F) to +40°C (+104°F). IC, WET Location and AIR-TIGHT rated. Phase Control: Forward Phase. Certifications: This product is ETL listed in USA & Canada, certified to UL standard 1598 and CSA standard C22.2 No. 250.0-08

Wiring

Plenum rated cable used to connect light unit and junction box.

Junction Box

Aluminum extrusion, with ½" knockouts on the end and 2 sides. Wiring compartment 8 cuin allows for (6) 12 guage (AWG) or (8) 14 guage (AWG) insulated conductors. Connection to one (1) downstream unit is permitted within the junction box compartment. The compartment satisfies luminaire junction box volume requirements of UL1598 & CSA C22.2 No. 250.

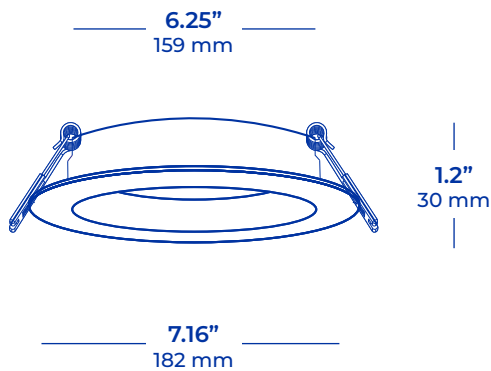
Installation

Ideal for exterior covered ceiling applications where restrictions for light pollution are required. A great solution for fish & wildlife, turtle hatchlings along the coast or any dark sky initiative. Steel spring clips for easy installation that can be used with or without new construction mounting plates or additional shield accessories (sold separately).

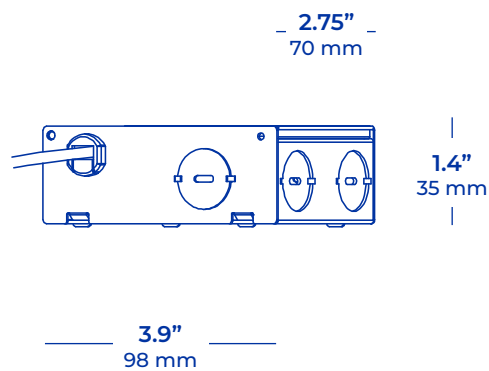
Color temperature	1400K Amber LED
Lumen output	250 lumens
Shielded lens	0.5" regressed
Full cutoff	0 cd @ 90°
Wavelength	>560 nm, (peak = 595nm) narrow band
Dimmable	Yes
Cutting hole	6.25" (159mm)
Mounting plate	AMP600 MPHB425-600
Wire cable	FT6 rated
LED life	50,000 hours
Warranty	5 years

DIMENSIONS

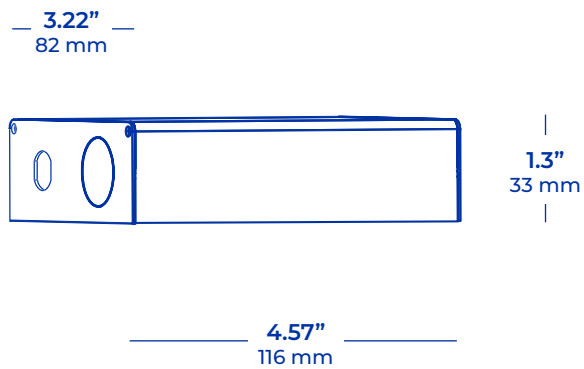
downlight



junction box



optional junction box
277V - 9 - 13W



APPLICATIONS

Perfect for residential and commercial buildings along the coast line where light pollution is restricted. Porch lights, soffits, overhang drive through, patio gazebo are just a few examples. The shielded regressed design provides a full cutoff at 90-degrees. The long wave-length (>560nm; peak = 595nm), low lumen, amber LED provides a smooth and warm light that will not disturb the local fauna.

RATINGS & CERTIFICATIONS



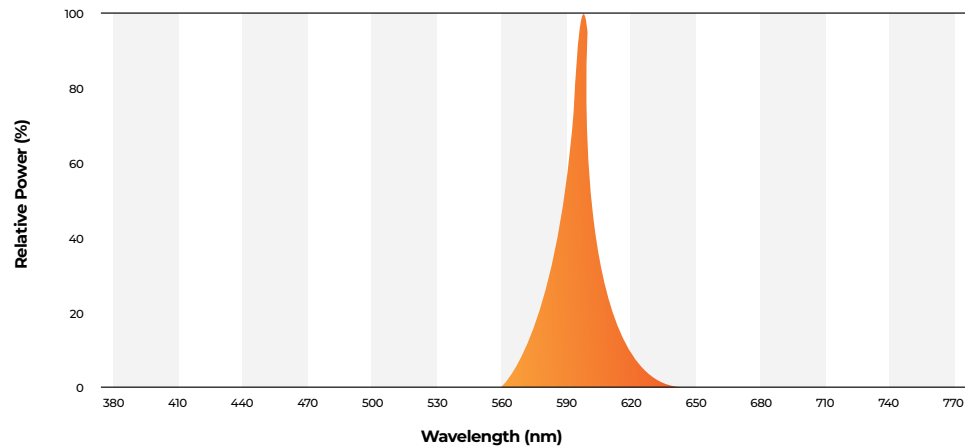
ORDERING GUIDE

Series	Color Temperature	Wavelength	Wattage	Finish
RZR-641	1400K	>560 nm; peak = 595 nm	12W	WH White

Note: Configure product using **BOLD** options. Ex.: **RZR-641-WH**

SPECTRAL DISTRIBUTION

Spectral Distribution Chart



Full Cut Off Luminous Intensity (cd) Distribution Data

C	0°	22.5°	45°	67.5°	90°
0.0	89.1	89.1	89.1	89.1	89.1
5.0	88.5	88.7	88.5	88.9	88.4
10	87.3	87.3	87.1	87.5	87.1
15	85.0	85.0	85.1	85.2	85.0
20	82.2	82.1	82.2	82.6	82.1
25	78.3	78.7	78.4	78.9	78.5
30	74.0	74.2	74.5	74.6	74.3
35	69.1	69.3	69.5	69.9	69.3
40	63.5	63.9	64.0	64.1	63.9
45	57.5	57.9	57.9	58.4	58.1
50	51.0	51.4	51.6	51.7	51.7
55	44.2	44.8	44.9	45.1	44.9
60	37.2	37.5	37.7	38.0	37.7
65	30.0	30.3	30.6	30.7	30.5
70	22.8	23.0	23.1	23.1	23.2
75	15.1	15.3	15.3	15.4	15.6
80	6.8	6.8	6.7	6.9	7.0
85	0.2	0.2	0.2	0.2	0.2
90	0.0	0.0	0.0	0.0	0.0

ACCESSORIES

**Shield**

White powder coated steel shield provides an additional 6" visor to be used with the 6" Turtle Friendly Razor or Ridge models. Easily installed between the fixture and the ceiling surface. Designed for easy rotation to block the visible light from the area facing the ceiling line. Great for higher elevations where the recessed lens is not sufficient to block the visible light from the restricted area.

**Adjustable mounting plate**

Versatile adjustable mounting plate allows for installation of all models of NDR Lighting recessed lighting products. Refer to our mounting plate compatibility chart to ensure the proper mounting plate is selected.

**Universal mounting plate with adjustable hanger bars**

This multi-size adjustable mounting plate allows for installation of all models of NDR Lighting recessed lighting products. Refer to our mounting plate compatibility chart to ensure the proper mounting plate is selected.

**Vapour barrier**

This vapour barrier unit may be used with all NDR Lighting recessed lighting products. It is designed to prevent air leakage from your living space into the attic, or any insulated spaces.

**Remodel vapour barrier**

The remodel vapour barrier unit may be used with all NDR Lighting remodel housings. It is designed to prevent air leakage from your living space into the attic, or any insulated spaces.

**Razor cables**

These connecting cables are for use with the NDR Lighting Razor Series. These cables allow for greater flexibility in designing custom layout needs.

**Goof rings**

This goof ring is used when the ceiling hole is wider than the retrofit light unit being installed. Refer to our goof ring compatibility chart to ensure the proper goof ring is selected.